

Lighting Design & Consultation

**Does Your Project
Comply to the
New BCA Code
5 Watts Lighting
per Square
Meter
???**

**We Make LED
AFFORDABLE**



Our reference:

- Fulton Lane Apartment in Melbourne CBD
- Gooch St Townhouses in Thornbury
- Boutique Home at Mountain View PDE Rosanna
- Austin Hospital at Heidelberg
- IGA Supermarket
- Toyota Australian Head Office
- CSR Headquarters
- BORAL Head Office
- Endeavor Hills Shopping Centre
- Holiday Inn Hotel at Tullamarine Melbourne
- Melbourne K Lounge at Spencer St
- Olympic Hotel at Preston
- Ballantyne Warehouse at Laverton North
- Melbourne Zoo
- Banyule Council
- Eureka Tower Art Gallery
- Snooze Shops in Melbourne
- Mazda Car Showroom at Warrnambool
- Toyota Car Showroom at Mentone
- LeBeauty at Southland



Electrical Sourcing Australia Pty Ltd.

Office & Showroom:

**15 Dawson St, Coburg North
Victoria 3058 Australia.**

Phone: 03 9355 8806 Fax: 03 9350 5568

www.ElectricalSourcing.com.au

Email: Sales@ElectricalSourcing.com.au

Proud Distributor of



The Building Code of Australia(BCA) Energy Efficiency Guideline

Power Density Requirement for Class 1 Residential Dwelling

Type of Area	Maximum Watts/M ²
Bedroom	5
Ensuite	5
Kitchen	5
Living	5
Verendah	4
Entry/Passage	5
Garage	3
Bathroom	5
WC	5
Store	3
Laundry	5

Power Density Requirement for Commercial Buiding

Space	Maximum Illumination Power Density [W/m ²]
Auditorium,church and public hall	10
Board room and conference room	8
Carpark - General	3
Carpark - Entry zone [first 20m of travel]	25
Circulation space and corridor	6
Control room,switch room,and the like	10
Courtroom	12
Entry lobby	15
Factory,industrial tasks and processes	17
Farm and rural building - General	7
Farm and rural building - Dairy and shearing	15
Health - care - Examination room	20
Health - care - Patient ward	10

Note: Information above extracts from the NCC 2011-BCA(Part J6). Further details can be obtained from www.abcb.gov.au

Sample Lighting Design & Calculation using Cleanwatt LED Lighting

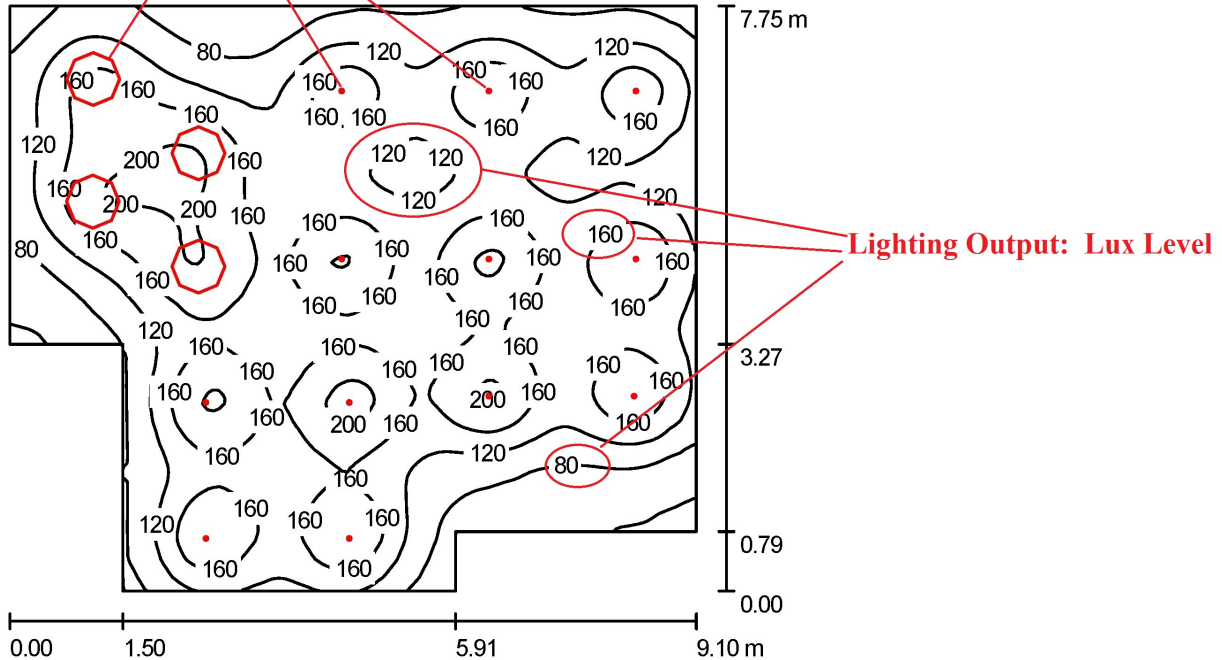
Project: 7 Claronga St, East Bentleigh



Operator Stephen
 Telephone 03 9355 8806
 Fax 03 93505568
 e-Mail Sales@Cleanwatt.com.au

Light Fixture Layout

GF-Living-Dining-Kitchen / Single Sheet Output



Height of Room: 2.800 m, Mounting Height: 2.800 m, Maintenance factor: 0.90

Values in Lux, Scale 1:100

Surface	ρ [%]	E_{av} [lx]	E_{min} [lx]	E_{max} [lx]	u_0
Workplane	/	137	32	212	0.232
Floor	20	127	47	170	0.367
Ceiling	80	29	15	1690	0.508
Walls (8)	60	44	21	105	/

Workplane:

Height: 0.850 m
 Grid: 128 x 128 Points
 Boundary Zone: 0.000 m

Luminaire Parts List


No.	Pieces	Designation (Correction Factor)	Φ [lm]	P [W]
1	4	Cleanwatt Cleanwatt 10W LED Globe-LD10	875	10.2
2	12	Cleanwatt Cleanwatt 7W LED Globe-LS7 (Type 1)* (1.000)	600	7.0



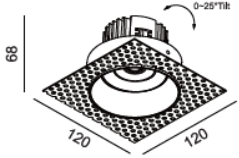








*Modified Technical Specifications



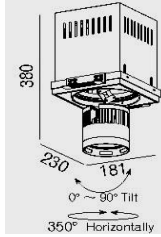

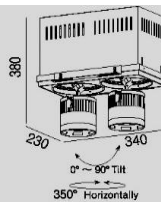









Total: 9497 124.8



Specific connected load: $1.98 \text{ W/m}^2 = 1.44 \text{ W/m}^2/100 \text{ lx}$ (Ground area: 63.10 m²)

Lighting design power density within the BCA requirement of 5 watts per metre square.







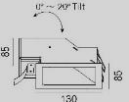












Model No	Description		
LED Decorative Box Light or Grid Light			
LDA110-K82		10W Recessed Low Glare Gimble LED Downlight Dimmable with PMMA Lens. Beam Angle: 24° / 60°	3000K 800lm Size: 110x110x110(h)mm Cut out size: 100x100mm
LDA120-K82		2x10W Recessed Low Glare Gimble LED Downlight Dimmable with PMMA Lens. Beam Angle: 24° / 60°	3000K 1600lm IP23 Size: 200X110x110(h)mm Cut out size: 180x100mm
LDA-112	 3000K	1x12W LED COB Dimmable Adjustable Grid Light in White Trim. Beam Angle: 60°	Warm 3000K 960lm Size: 145(w) x 145 (l) x122(d) mm Cut out: 125mm x 125mm
LDA-212		2x12W LED COB Dimmable Adjustable Grid Light in White Trim. Beam Angle: 60°	Warm 3000K 2x 960lm Size: 278(w) x 145 (l) x122(d) mm Cut out: 260mm x 125mm
LDA-312		3x12W LED COB Dimmable Adjustable Grid Light in White Trim. Beam Angle: 60°	Warm 3000K 3x 960lm Size: 360(w) x 145 (l) x122(d) mm Cut out: 330mm x 125mm
LDA-120		1x20W LED COB Box Light in White. Optional Black Trim Beam Angle: 60°	Warm 3000K 1600lm Size: 192(w) x 192 (l) x170(d) mm Cut out: 160mm x 160mm
LDA-220		2x20W LED COB Box Light in White. Optional Black Trim Beam Angle: 60°	Warm 3000K 2x1600lm Size: 342(w) x 192 (l) x170(d) mm Cut out: 315mm x 160mm
LDA-320		3x20W LED COB Box Light in White. Optional Black Trim Beam Angle: 60°	Warm 3000K 3x1600lm Size: 485(w) x 192 (l) x170(d) mm Cut out: 465mm x 160mm


Model No	Description		
LED Trimless Series - 2 Years Warranty <i>by</i> Cleanwatt			
LTDL10-S3010	Trimless Fixed 	10W COB Trimless Deep Recessed Round Downlight -Dimmable	38° Degree Beam 3000k size:120x120 x 68(h)mm Cut Out: 90mm 900 lm
LTDL10-S3011	Trimless Adjustable 	10W COB Trimless Deep Recessed Adjustable Round Downlight -Dimmable	
LTDL-110-K85	Trimless 	10W Trimless Recessed Low Glare Gimble LED Downlight Dimmable with PMMA Lens. Beam Angle: 24° / 60°	
LTDL-210-K86	Trimless 	2x10W Trimless Recessed Low Glare Gimble LED Downlight Dimmable with PMMA Lens. Beam Angle: 24° / 60°	3000K 1400lm Size:103x192x105mm Cut Out: 100x188mm
LD15D-RA2	LD15D-RA2 	15W LED COB Semi Trimless Adjustable Dimmable Downlight with 45° Beam (3000K/4000K/6000K) 1350lm	Size: 102(dia) x 88(h) mm Cut out: 98mm 
LD15D-RF2G	LD15D-RF2 	15W LED COB Semi Trimless Fixed Dimmable Downlight with 45° Beam (3000K/4000K/6000K) 1350lm	Size: 105(w)x105 (l)x107(h) mm Cut out: 95mmx95mm 
LDT107-B013	Trimless 	5W LED COB Trimless Dimmable Downlight with 35 Degree Beam 400lm	Recessed Fixed Downlight Size: 102(w x l) x96(h) mm
LDT107-B014	Trimless 	2x5W LED COB Trimless Dimmable Downlight with 35 Degree Beam 2x400lm	Recessed Fixed Downlight Size: 102(w)x 201(l) x96(h) mm

Model No	Description		
LDT107-B015	<p>Trimless</p> 	3x5W LED COB Trimless Dimmable Downlight with 35 Degree Beam 3x400lm	Recessed Fixed Downlight Size: 102(w)x 301(l) x96(h) mm
LTG30D-B357	<p>Trimless</p> 	30W LED COB Downlight with 36 / 60 Degree Beam 2700lm	 <p>Cut out: 186mmx195mm</p>
LTG2x30D-B358	<p>Trimless</p> 	2x30W LED COB Downlight with 36 / 60 Degree Beam 2x 2700lm	 <p>Cut out: 358mmx195mm</p>
<p>LED Architecture Downlight by Cleanwatt</p>			
LADL-4A008		5W LED COB Adjustable Non Glare Round Downlight. Narrow Beam 24Degree. 480lm (For 8W Non Dim, additional \$3.0+, 8W Dim - +\$5.0+)	<p>LADL-4A008</p>  <p>Narrow Beam Downlight Size: 95(dia)x108(h) mm Cut out: 83mm</p>
LADL-4A002		5W LED COB Adjustable Non Glare Round Downlight. Narrow Beam 24Degree. 480lm (For 8W Non Dim, additional \$3.0+, 8W Dim - +\$5.0+)	<p>LADL-4A002</p>  <p>Narrow Beam Downlight Size: 95(dia)x108(h) mm Cut out: 83mm</p>
LADL-4A039		5W LED COB Adjustable Non Glare Round Downlight. Narrow Beam 24Degree. 480lm (For 8W Non Dim, additional \$3.0+, 8W Dim - +\$5.0+)	<p>LADL-4A039</p>  <p>Narrow Beam Downlight Size: 95(dia)x108(h) mm Cut out: 83mm</p>
LADL-4A005		5W LED COB Adjustable Non Glare Round Downlight. Narrow Beam 24Degree. 480lm (For 8W Non Dim, additional \$3.0+, 8W Dim - +\$5.0+)	<p>LADL-4A005</p>  <p>Narrow Beam Downlight Size: 95(dia)x108(h) mm Cut out: 83mm</p>
LD15D-RA1-70	<p>LD15D-RA1-70mm</p> 	12W LED COB 3CCT Adjustable Dimmable Downlight with 55° Beam (3000K/4000K/6000K) 1350lm Size: 90(dia)x105(h) mm Cut out: 70mm	Size: 90(dia)x95(h) mm Cut out: 70mm



Model No	Description		
LD15D-RF8-70	<p>LD15D-RF8-70mm</p> 	<p>12W LED COB 3CCT Fixed Dimmable Downlight with 55° Beam (3000K/4000K/6000K) 1350lm Size: 85(dia)x105(h) mm Cut out: 70mm</p>	<p>Size: 85(dia)x1005(h) mm Cut out: 70mm</p>
LD15D-RA2		<p>12W LED COB 3CCT Semi Trimless Fix or Adjustable Dimmable Downlight with 55° Beam (3000K/4000K/6000K) 1350lm Size: 102(dia) x 100(h) mm Cut out: 90mm</p>	<p>White Trim Size: 102(dia) x 100(h) mm Cut out: 98mm</p>
LD15D-RA2		<p>12W LED COB 3CCT Semi Trimless Fix or Adjustable Dimmable Downlight with 55° Beam (3000K/4000K/6000K) 1350lm Size: 102(dia) x 100(h) mm Cut out: 90mm</p>	<p>White Trim / Black Trim (Add\$2.0+) Size: 102(dia) x 100(h) mm Cut out: 98mm</p>
LD15D-RA6	<p>LD15D-RA6</p> 	<p>12W LED COB 3CCT Adjustable Dimmable Downlight with 55° Beam (3000K/4000K/6000K) 1350lm (B2R1-64-00) Size: 1052(dia) x 100(h) mm Cut out: 90mm</p>	<p>Size: 105(dia)x100(h) mm Cut out: 90mm</p>
LD15D-RF2		<p>12W LED COB 3CCT Semi Trimless Fixed Dimmable Downlight with 55° Beam (3000K/4000K/6000K) 1350lm</p>	<p>White / Gold Reflector (Add \$3.0) Size: 100(dia)x112(h) mm Cut out: 90mm</p>
LD15D-RF2GOLD		<p>12W LED COB 3CCT Semi Trimless Fixed Dimmable Downlight with 55° Beam (3000K/4000K/6000K) 1350lm</p>	<p>Gold White / Gold Black Size: 100(dia)x112(h) mm Cut out: 90mm</p>
LD15D-RA8	<p>LD15D-RA8</p> 	<p>12W LED COB 3CCT Semi Trimless Adjustable Dimmable Downlight with 30° Beam (3000K/4000K/6000K) 1350lm</p>	<p>White Trim / Black Trim (Add\$2.0+) Size: 102(dia) x 88(h) mm Cut out: 98mm</p>
LD15D-RF6	<p>LD15D-RF6</p> 	<p>12W LED COB 3CCT Fixed Color Ring Dimmable Downlight with 55° Beam (3000K/4000K/6000K) 1350lm Size: 100(dia)x112(h) mm Cut out: 90mm</p>	<p>Transparent Ring Size: 100(dia)x112(h) mm Cut out: 90mm</p>

Model No	Description		
LD15D-RF6 (please mention the Ring Color)	<p>LD15D-RF6</p> 	<p>15W LED COB Fixed Color Ring Dimmable Downlight with 55° Beam (3000K/4000K/6000K) 1350lm Size: 100(dia)x112(h) mm Cut out: 90mm</p>	<p>Blue Ring / Red Ring Size: 100(dia)x112(h) mm Cut out: 90mm</p>
LD15D-RF10	<p>LD15D-RF10</p> 	<p>15W LED COB Fixed Tilt Dimmable Downlight with 55° Beam (3000K/4000K/6000K) 1350lm Size: 95(dia)x120(h) mm Cut out: 85-90mm</p>	<p>White Trim / Black Trim Size: 95(dia)x120(h) mm Cut out: 85-90mm</p>
LD15D-RF10 (ORDER)		<p>15W LED COB Fixed Tilt Dimmable Downlight with 55° Beam (3000K/4000K/6000K) Size: 95(dia)x120(h) mm Cut out: 85-90mm</p>	<p>White Trim / Black Trim Size: 95(dia)x120(h) mm Cut out: 85-90mm</p>
LD15D-RF2G		<p>12W LED COB 3CCT Double Layer Fixed Dimmable Downlight with 55° Beam (3000K/4000K/6000K) Size: 105(dia)x115(h) mm Cut out: 90mm</p>	<p>Size: 105(dia)x115(h) mm Cut out: 90mm</p>
LD15D-RF7	<p>LD15D-RF7</p> 	<p>12W LED COB 3CCT Fixed Dimmable Downlight with 55° Beam (3000K/4000K/6000K) Size: 110(dia)x90(h) mm Cut out: 90mm</p>	<p>White Trim / Black Trim Size: 110(dia)x90(h) mm Cut out: 90mm</p>
LD15D-SQ4		<p>12W LED COB 3CCT Square Fixed Dimmable Downlight with 45° Beam (3000K/4000K/6000K) Size: 112(w)x112 (l)x120(h) mm Cut out: 90mm (dia)</p>	<p>White Trim/Black+Gold Trim(Add \$5+) Size: 112(w)x112 (l)x120(h) mm Cut out: 90mm (dia)</p>
LD15D-SQ7		<p>12W LED COB 3CCT Semi Trimless Adjustable Dimmable Downlight with 45° Beam (3000K/4000K/6000K) 1350lm</p>	<p>White Trim/Black or Silver Trim(Add \$5+) Size: 110(w)x110 (l)x90(h) mm Cut out: 90mm(dia)</p>
LD15D-SQ1		<p>1x12W LED COB 3CCT Square Adjustable Dimmable Downlight with 55° Beam (3000K/4000K/6000K) Size: 100(w)x100 (l)x115(h) mm Cut out: 90mmx90mm</p>	<p>Size: 100(w)x100 (l)x115(h) mm Cut out: 90mmx90mm</p>
LD15D2-SQ2		<p>2x12W LED COB CCT Square Adjustable Dimmable Downlight with 55° Beam (3000K/4000K/6000K) Size: 185(w)x100 (l)x115(h) mm Cut out: 95mmx95mm</p>	<p>Size: 185(w)x100 (l)x115(h) mm Cut out: 95mmx95mm</p>










Model No	Description		
LD15D3-SQ3		3x12W LED COB CCT Square Adjustable Dimmable Downlight with 55° Beam (3000K/4000K/6000K) Size: 275(w)x100 (l)x115(h) mm Cut out: 95mmx95mm	Size: 275(w)x100 (l)x115(h) mm Cut out: 95mmx95mm
LD12D-3CCT Module		12W 3CCT LED COB+LED Dim Driver in 3000K/4000K/6000K 1080lm	
LD15D-Module		15W LED COB +LED Dim Driver in 3000K/4000K/6000K 1350lm	
LD15D-Module HC	 NEW	** Optional ** 15W LED COB+LED Dim Driver with Honey Comb Reflector	
LADL-4A149		7W LED COB Adjustable Non Glare Downlight 650lm	 Adjustable Downlight Size: 130x85 mm Cut out: 120x72mm
LADL12-9032		12W LED CREE COB Downlight 36degree beam with OPTIONAL Honey Comb Diffuser 960lm	 Gimble Downlight Size: 100(l) x 77(h) mm Cut out: 90mm
LADL12-12042		12W LED CREE COB Downlight 36degree beam with OPTIONAL Honey Comb Diffuser 960lm	 Gimble Downlight Size: 100(l) x 100(h) mm Cut out: 90mm
LADL30-180		30W LED COB Downlight 36° beam IP54 2700lm	Warm White Size: 123(dia) x 64(h) mm Cut out: 114mm
LADL110-K95		10W Deep Recessed Low Glare Gimble LED Downlight Dimmable with PMMA Lens. Beam Angle: 24° / 60°	3000K 700lm Size:102x102x85mm Cut Out: 82mm
LADL210-K96		2x10W Deep Recessed Low Glare Gimble LED Downlight Dimmable with PMMA Lens. Beam Angle: 24° / 60°	3000K 1400lm Size:102x202x85mm Cut Out: 82x185mm
LADL210-K97		2x10W Deep Recessed Low Glare Gimble LED Downlight Dimmable with PMMA Lens. Beam Angle: 24° / 60°	3000K 1400lm Size:102x202x85mm Cut Out: 82x185mm
LADL120-S3005	 NEW	10W Semi Recessed Low Glare Fixed LED downlight with PC reflector and clear diffuser	3000K 800lm IP44 size:70(dia) x 110(h)mm Cut out:68mm 
LADL120-S3006		10W Semi Recessed Low Glare Fixed LED downlight with PC reflector and clear diffuser	3000K 800lm IP44 size:100x100 x 60(h)mm Cut out: 68mm 

Model No	Description		
LADL120-S3007		2x10W Semi Recessed Low Glare Fixed LED downlight with PC reflector and clear diffuser	3000K 1600lm IP44 size:100(dia) x 200(h)mm Aluminum body and heatsink Colours: White,black, brass

LED Architecture Downlight *by* Cleanwatt

LNAG-9135-18	  359° Turn	18W LED COB Turnable Downlight 36° Beam with heat guard	1440lm / Size: 155(dia) x 148 (h) mm Cut Out: 145mm (dia)
LNAG-9137-26		26W LED COB Turnable Downlight 36° with heat guard	2080lm / Size: 175(dia) x 164 (h) mm Cut Out: 165mm (dia)
LNAG-9139-40		40W LED COB Turnable Downlight 36° with heat guard	3200lm / Size: 195(dia) x 170 (h) mm Cut Out: 185mm (dia)

LED Mini Downlight


LCL-S3A	 	3W Recessed mounted cabinet/display light with LED Driver 3000K / 5000K	240V AC IP20 in White Size: 52 (Dia) x22 (h) mm Cut Out: 42mm(dia)
LDLM-MC38-WG	 	3W Recessed mounted Mini Downlight with LED Driver 3000K / 5500K Beam Angle: 25°	240V AC IP20 in White Size: 53 (Dia) x63 (h) mm Cut Out: 45mm(dia) 270lm
LDLM-MC38-WB	 	3W Recessed mounted Mini Downlight with LED Driver 3000K / 5500K Beam Angle: 25°	240V AC IP20 in White Size: 53 (Dia) x63 (h) mm Cut Out: 45mm(dia) 270lm
LCL-VST3-FR	 	1.5W 12V Recessed mounted cabinet/display light (excluding LED Driver) 3000K	IP43 in White / Black / Silver Size: 40 (Dia) x 17 (h) mm Cut Out: 35mm(dia)
LCL-2319		4W 12V Disc type surface mounted cabinet/display light (excluding LED Driver)	IP43 in White Size: 95 (Dia) x 12 (h)mm
5W LED Driver	12V DC 5W with DC adaptor		



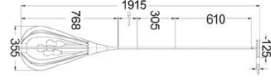

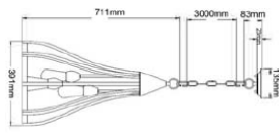

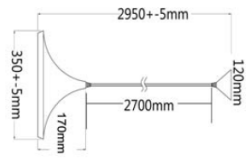

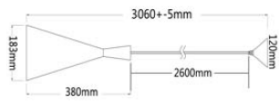

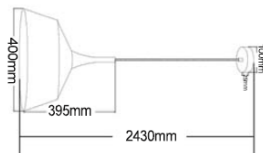


Surface Mounted Downlight and Pendant Light with 2 Years Warranty


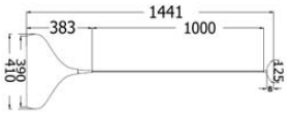






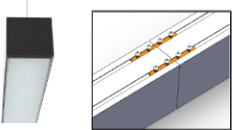
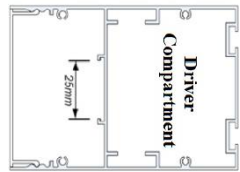
LSDL1-15S	  	15W LED COB Adjustable Surface Down Light in Silver	60° Beam Angle. 1200lm Warm 3000K Size: 168(Dia)x120(w) x 196(h)mm
LSDL1-15C		15W LED COB Adjustable Surface Down Light in Copper Chrome	60° Beam Angle. 1200lm Warm 3000K Size: 168(Dia)x120(w) x 196(h)mm
LSDL1-15B		15W LED COB Adjustable Surface Down Light in Black	60° Beam Angle. 1200lm Warm 3000K Size: 168(Dia)x120(w) x 196(h)mm
LSDL5-G2541	 	5W LED Surface Down Light in White+Gold or Black+Gold Finish 3000K Only	500lm / 45° Beam Angle. Size: 75(Dia)x150(h)mm
LTRK-0106GU	 	LTRK-0106GU 8W LED Surface DownLight Dimmable Trim:Black or White	60° Beam Angle 3000K/5000K 680lm (Optional: 6w 4000K) Size : 60(dia)x155(Tall) mm





Model No	Description		
LSDL5-G5871		5.5W LED Surface Down Light in Black Finish 3000K Only	500lm / 45° Beam Angle. Size: 96x96x125(h)mm
LSDL5-G5872		2x5.5W LED Surface Down Light in Black Finish 3000K Only	2x500lm / 45° Beam Angle. Size: 192x96x125(h)mm
LSDL10-2609		10W LED COB Surface Down Light in White Fitting 3000K Only	900lm / 45° Beam Angle. Size: 80(Dia)x125(h)mm
LSDL20-2610		20W LED COB Surface Down Light in White Fitting 3000K / 5000K	1800lm / 45° Beam Angle. Size: 110(Dia)x160(h)mm
LSDL3-12		12W LED COB Surface Down Light Optional Pendant Mounted	960lm / 100° Beam Angle Size: 110(Dia)x90(h)mm
LSDL13-CL	CL 	13W LED COB Surface Down Light in White/Black Fitting . Dimmable P65 3000K / 5000K	900lm / 45° Beam Angle. Size: 105(Dia)x146(h)mm
LSDL3-PEN-ACC	Pendant 1meter wire for 12W LED Surface Down Light		
LTRK-X120-F&P		20W LED Surface Mounted Directional Light complete with Flex and Plug.	45° Beam Angle. 1600lm Size : 235 (Tall)x 170 (W) x 171(d) mm




Surface Mounted Downlight and Pendant Light with 2 Years Warranty

LPEN-118P		5W LED Pendant Downlight with Pure Aluminium in black or white. CCT:3000K / 5000K	450lm / 45° Beam Angle. Size: 85(Dia) x 300(h) mm (with 0.8mtr adjustable pendant)
LPEN-2318		10W LED COB Pendant in Warm White, Non Dimmable 3000K	900lm / 45° Beam Angle. Size: 80(Dia) x 125 (h) mm x 1mtr Pendant Wire
LPEN-2319		20W LED COB Pendant in Warm White, Non Dimmable 3000K / 5000K	1800lm / 45° Beam Angle. Size: 110(Dia) x 160(h)mm x 1mtr Pendant Wire
LPEN-6430		9W or 11W LED Pendant using E27 Lamp Holder	800lm / 990lm Warm 3000K Size: 250(dia)mmx 1mtr Pendant wire
LPEN-18P220		7W LED Pendant using E27 Lamp Holder	935lm Warm 3000K Size: 235(dia)x250(h)mmx 1.2mtr Pendant Wire
CF-034-LED		6W LED Candle Light Clear Glass Pendant in E27 Lamp Holder	400lm Warm 3000K Size: 240(dia) x350(h)mm with 1mtr pendant wire

Model No	Description		
CF-037-LED		5W LED Candle Light Cler Glass Pendant in E27 Lamp Holder	400lm Warm 3000K Size: 270(dia) x240(h)mm with 1mtr pendant wire
LPEN-CLBON3		3x4W LED Filament Modern Pendant Downlight in Polished Nickel	3x360lm Warm 3000K Size: 355(dia) x768(h)mm with 1mtr pendant wire 
LPEN-CLKHA3		3x4W LED Filament Modern Pendant Downlight in Polished Nickel	3x360lm Warm 3000K Size: 391(dia) x711(h)mm with 0.3mtr pendant wire 
LPEN-CLCAV1		6W LED Filament Modern Pendant Downlight in Polished Nickel (Optional 11W LED Bulb)	540lm Warm 3000K Size: 350(dia) x170(h)mm with 2.7mtr pendant wire 
LPEN-CLCAV3		6W LED Filament Modern Pendant Downlight in Polished Nickel (Optional 11W LED Bulb)	540lm Warm 3000K Size: 183(dia) x380(h)mm with 2.6mtr pendant wire 
LPEN-CLNOR4		6W LED Filament Modern Pendant Downlight in Polished Nickel (Optional 11W LED Bulb)	540lm Warm 3000K Size: 400(dia) x395(h)mm with 1.8mtr pendant wire 
Surface Mounted Downlight and Pendant Light with 2 Years Warranty			
LPEN-CLZARA1 Wooden or Silver		6W LED Filament Modern Pendant Downlight in Polished Nickel (Optional 11W LED Bulb)	540lm Warm 3000K Size: 160(dia) x353(h)mm with 1.0mtr pendant wire 

Model No	Description		
LPEN-CLZARA2 Wooden		6W LED Filament Modern Pendant Downlight in Polished Nickel (Optional 11W LED Bulb)	540lm Warm 3000K Size: 390(dia) x383(h)mm with 1.0mtr pendant wire 
LPEN-CLZARA2 Silver		6W LED Filament Modern Pendant Downlight in Polished Nickel (Optional 11W LED Bulb)	540lm Warm 3000K Size: 390(dia) x383(h)mm with 1.0mtr pendant wire 
LPEN-CLPEN		6W LED Filament Modern Pendant Downlight in Polished Nickel (Optional 11W LED Bulb)	540lm Warm 3000K Size: 45(dia) x95(h)mm with 2.0mtr pendant wire 
LPEN-TOMD-CP1		9W LED Filament Modern Tom Dixon Copper Brass Replica Pendant Downlight in Polished Nickel (Optional 12W LED Bulb)	750lm Warm 3000K Size: 200(dia) x200(h)mm with 1.2mtr pendant wire
LPEN-TOMD-L		9W LED Filament Modern Tom Dixon Leena Replica Pendant Downlight in Polished Nickel (Optional 12W LED Bulb)	750lm Warm 3000K Size: 120(dia) x500(h)mm with 1.2mtr pendant wire
LPEN-TRUNK-36A	Seamless Jointing and Internal Driver Compartment 	36W Pendant Linear Trunk Light with external driver - Black or Silver (optional adjustable rod hanger)	3240lm 4000K / 6000K Size:1500(l)x60(w)x85(h)mm 






Model No	Description		
Carbon Filament Decorative Lamps - 1 Year Warranty by Cleanwatt			
CF-034-40		40W Carbon Filament Cler Glass Pendant in E27 Lamp Holder	600lm Warm 3000K Size: 240(dia) x350(h)mm with 1mtr pendant wire
CF-037-40		40W Carbon Filament Cler Glass Pendant in E27 Lamp Holder	600lm Warm 3000K Size: 270(dia) x240(h)mm with 1mtr pendant wire
CF-038-40		5pcs 40W Carbon Filament Cler Glass Pendant in E27 Lamp Holder (Optional to use 60W lamp)	5x 600lm Warm 3000K Size: 60mm Dia x 5pcs with 1mtr pendant wire
CF-ST045-40		40W Carbon Filament Cler Glass Pendant in E27 Lamp Holder (Optional to use 60W lamp)	600lm Warm 3000K Size: 180mm Dia x 250(d) mm

Carbon Filament Decorative Lamps - 1 Year Warranty by Cleanwatt			
CF-LH-Copper		Pendant Type: E27 Lamp Holder with On/Off Switch Copper Antique Color	With 1.2 Meter Pendant Wire
CF-LH-Silver		Pendant Type: E27 Lamp Holder with On/Off Switch in Silver Color	With 1.2 Meter Pendant Wire
CF-LH-Black		Pendant Type: E27 Lamp Holder with On/Off Switch in Black Color	With 1.2 Meter Pendant Wire

LED Wall Light (Indoor)

LWL3A068		2x4WLED Up/Down Wall Light in Square White	2x 320lm / Warm 3000K Size: 210(l) x 103(w) x68(h)mm
LWL3A071		6.5WSMD LED Wall Light in Stainless Steel 304 Brush Finished	420lm / Warm 3000k Size: 310(l) x 26(d) x 90(h) mm
LWL3A072		6.5WSMD LED Wall Light in White	420lm / Warm 3000k Size: 300(l) x 26(w) x 50(h) mm
LWL2295		18W Wall Light in Zinc Alloy White (PLC Lamp)	560lm / Warm 3000k Size: 210(w) x 100(d) x 45(h) mm
LWL3147			7W LED Wall Light in Zinc Alloy White / Black 560lm / Warm 3000k Size: 380(w) x 100(d) x 140(h) mm

Model No	Description		
LWL145M		2x7W LED Wall Light in Zinc Alloy White	2x560lm / Warm 3000k Size: 280(w) x 120(d) x 250(h) mm
LWL3A073		3.6W LED Wall Light in White IP44	250lm / Warm 3000k Size: 32(w) x 40(d) x 425(h) mm
LADL-4A149		Indirect Non Glare Wall Light 7W LED COB Adjustable Wall Light 650lm	 Adjustable Downlight Size: 130x85 mm Cut out: 120x72mm
LWL-4A02-BIK or WHT		2x3W LED Wall Light in Zinc Alloy Black or White	Warm 3000k Size: 120x120x100(d) mm 
CF-ST045-LED		6W LED Candle Light Clear Glass Pendant in E27 Lamp Holder	400lm Warm 3000K Size: 180mm Dia x 250(d) mm
LED Mirror Wall Light			
LWL-M0763-1A		8W LED Mirror Light in Silver color 3000K	Wall Mounted in Silver Size: 600(w) x 270(h) x 175(d) mm
LED Step Light (Indoor)			
LW4-C3K or C6K		4W LED Wall Light in White with LED Driver 3000K / 6000K	Wall Mounted in White Size: 85(w) x 85 (l) x 20(h) mm Cut out: 65x65mm
LW4-C3K		4W LED Wall Light in White with LED Driver 3000K	Wall Mounted in Black or Chrome Size: 85(w) x 85 (l) x 20(h) mm Cut out: 65x65mm
LWL-GSE12V		4W LED Wall Light Eye Type in White with LED Driver 3000K	Wall Mounted in Black or White Size: 85(w) x 85 (l) x 20(h) mm Cut out: 65x65mm

Product Code	Description	Lamp	Features / Spec	Colour Temp / Lumens
LED SPOT LAMP (GU10/MR16/E27/E14/B22/B15) - NON DIMMABLE				
LSB4D-G1 (Dim)	4 Watts 240V LED Globe in GU10 Dim	 3000K Only	Dimmable	Warm (3000K)
LSB5D-G1 (Dim)	5 Watts 240V LED Globe in GU10 Dim		Dimmable	Warm (3000K)
LSR5-M1 (Non Dim)	5W LED Globe MR16 Non-Dim	 3000K Only	Eq to 40W Halogen	Warm (3000K) / 380lm
LSR7 COB (Non Dim)	7W LED Globe in MR16/ GU10 Non Dim	 3000K/6000K	Eq to 50W Halogen	Warm (3000K) 600lm /Cool (6000K) 650lm
LS6-Primsal (GU10)	6W GU10 LED Globe Size: 50(dia)x51(h)mm Dim	 3000K	Dimmable	Warm (3000K) 600lm
LS6-Primsal (MR16 or GU10)	6W MR16 LED Globe Size: 50(dia)x51(h)mm Non-Dim	 3000K	Non Dim	Warm (3000K) 600lm /Cool (5000K) 650lm
LS8-OM (Non Dim)	8W MR16/GU10 LED Globe Non-Dim	 3000K/6000K	Non Dim	Warm (3000K) 600lm /Cool (5000K) 650lm
LS8D-OM (Dim)	8W MR16 LED Globe Size: 50(dia)x51(h)mm Dim	 3000K/6000K	Dimmable	Warm (3000K) 600lm /Cool (5000K) 650lm
LB6-OM-A50C3K	6w A50 Non Dimmable LED Globe/Lamp with B22 or E27 Base	 OM 3000K/5000K	Eq to 55W Incandescent	Warm (3000K) / 520lm
LB6-OM-A50C5K				Cool (5000K) / 540lm
LB7-CLA-A60 C3K	7w A60 Non Dimmable LED Globe/Lamp with B22 or E27 Base	 CLA 3000K/5000K	Eq to 55W Incandescent	Warm (3000K) / 520lm
LB6-CLA-A60C5K				Cool (5000K) / 540lm
LB9-CLAT40-C3K	9w T40 Non Dimmable LED Globe/Lamp with B22 or E27 Base	 3000K/5000K	Eq to 75W Incandescent	Warm (3000K) / 820lm
LB9-CLAT40-C6K				Cool (5000K) / 855lm
LB9-AL-C3K	9.5w A60 Non Dimmable LED Spot Lamp with B22 or E27 Base	 RE 3000K/5000K	Eq to 75W Incandescent	Warm (3000K) / 820lm
LB9-AL-C6K				Cool (6000K) / 855lm
LB12-AL-C3K	12w A70 Non Dim LED Spot Lamp with E27 Only	 3000K/5000K	Eq to 150W Incandescent	Warm (3000K) / 1000lm
LB12-AL-C6K				Cool (6000K) / 1080lm

Product Code	Description	Lamp	Features / Spec	Colour Temp / Lumens
LPAR38-C5K	Out of stock 12W PAR38 Lamp 5000K	CL 	Eq to 150W Halogen Par Lamp	Cool (5000K) / 800lm
GM-C035	3W LED Candle Light with 360° Beam in B15, B22, E14, E27 Lamp Base (Dimmable)	 3000K	Eq to 25W Incandescent	Warm (3000K) 220lm
GM-B050	5W LED Candle Light with 360° Beam in B15, B22, E14, E27 Lamp Base (Dimmable)	 3000K	Eq to 35W Incandescent	Warm (3000K) 300lm
LBF-G45-2W	2W G45 NonDim LED Filament Non-Dimmable Lamp in B22/E27	 3000K	Eq to 20W Incandescent	200lm Size: 45(dia)x68(h)mm
LBF-C35-4W	4W Candle Dim LED Filament Dimmable Lamp in E14/E27	 3000K	Equivalent to 40W Incandescent	380lm Size: 35(dia)x98(h)mm
LBF-A60-4W	4W A60 NonDim LED Filament Non-Dimmable Lamp in E27	 3000K	Equivalent to 40W Incandescent	380lm Size: 60(dia)x104(h)mm
LBF-A60-6W	6W A69 Dim LED Filament Dimmable Lamp in E27	 3000K	Equivalent to 60W Incandescent	380lm Size: 60(dia)x104(h)mm
LBF-G95-6W	6W G95 Dim LED Filament Dimmable Lamp in E27	 3000K	Equivalent to 60W Incandescent	380lm Size: 95(dia)x125(h)mm
LBF-G125-6W	6W G125 Dim LED Filament Dimmable Lamp in E27	 3000K	Equivalent to 60W Incandescent	380lm Size: 125(dia)x125(h)mm
RGB 12V MR16	5W LED RGB 12V MR16 Globe + Remote Control	RGB 		RGB
G4 MR11	6W G4 12VDC G4 3000K / 6000K	G4 		G4
G4 MR11	4W G4 12VDC G4 3000K / 6000K	G4 COB 		G4
G9	9W G9 240V 3000K / 6000K	G9  G9		G9













Product Code	Description	Lamp	Features / Spec	Colour Temp / Lumens
LB6-DC-A50	6w A50 Non Dimmable LED Globe in E27 Base 3000K/6000K	12V-24V 		G9
LB9-DC-A60 C3K	9w A60 Non Dimmable LED Globe/Lamp in E27	12V-24V 	Eq to 55W Incandescent	Warm (3000K) / 820lm
LB9-DC-A60 C6K				Cool (6000K) / 855lm
LB6-DC-CORN	9w Corn 12-24V NonDim LED Globe in E27 Base 3000K/6000K	12V-24V 		Warm (3000K) 780lm & Cool (5000K) -800lm
L10D-C3K	10W DIMMABLE Retrofit DL with 60° Beam c/w LED Driver & 1mtr Flex&Plug.		Equivalent to 75W Halogen	Warm (3000K) 780lm & Cool (5000K) -800lm
NEW Tri-Color L120-CLC5	20W LED for Circular Fluorescent Lamp Replacement		Equivalent to 40W Fluorescent	5000K 1750lm Size:240mm
LED DOWNLIGHT KITS FOR SPOT LAMP				
RFW1	Round Fixed White (Cut out size: ø70mm) exclude lamp holder			
RFS1 (Sold Out)	Round Fixed Satin Chrome (Cut out size: ø70mm) exclude lamp holder			
RGW1	Round Gimble White (Cut out size: ø80mm) exclude lamp holder			
RGS1	Round Gimble Satin Chrome (Cut out size: ø80mm) exclude lamp holder			
GU10-LH	GU10 lamp holder with termination box (without Metal Support)			
GU10-LH	GU10 lamp holder with termination box (with Metal Support)			
E27 to MR16	E27 to MR16 Lamp Holder			
MR16-LH	MR16 lamp holder			
70mm to 90mm Cut Out Downlight - Dimmable				
LD10-SMD-3CCT	10W 3CCT 70mm Cut DIM SMD WHITE IP44 100° Beam c/w Driver & Flex&Plug. RA>80 (Fitting Size: ø85x 50(h)mm, Cut out size: ø70mm)	70mm-BD 	Equivalent to 80W Halogen	3CCT : 3000K to 4000K to 5000K 820lm to 850lm









Product Code	Description	Lamp	Features / Spec	Colour Temp / Lumens
LD10-SMD-3CCT	10W 3CCT 70mm or 90mm Cut DIM SMD WHITE IP44 100° Beam c/w Driver & Flex&Plug. RA>80 (Fitting Size: ø110x 70(h)mm, Cut out size: ø90mm)	90mm-TB 	Equivalent to 80W Halogen	3CCT : 3000K to 4000K to 5000K 820lm to 850lm
LD10D-SMD-WC3K LD10D-SMD-WC5K	10W DIM SMD IP44 IC-F Downlight at 100° Beam c/w LED Driver & Flex&Plug. RA>80 (Fitting Size: ø115x 60(h)mm, Cut out size: ø90mm).	90mm-TB 	Equivalent to 80W Halogen	Warm(3000K)750lm Cool(5000K) 800lm
LD10CLA-SMD-3CCT (shallow 30mm height)	10W 3CCT(via Light Switch) DIM SMD IP44 100° Beam c/w LED Driver & Flex&Plug. RA>80 (Fitting Size: ø110x 30(h)mm, Cut out size: ø90mm)		Equivalent to 80W Halogen	3CCT : 3000K to 4000K to 5000K 820lm to 850lm
LD10CLA-SMD-3CCT (shallow 30mm height)	10W 3CCT DIM SMD IP44 100° Beam c/w LED Driver & Flex&Plug. RA>80 (Fitting Size: ø110x 30(h)mm, Cut out size: ø90mm)		Equivalent to 80W Halogen	3CCT : 3000K to 4000K to 5000K 820lm to 850lm
LD10CLA-SMD-3CCT (shallow 30mm height)	10W 3CCT DIM SMD IP44 100° Beam c/w LED Driver & Flex&Plug. RA>80. Size: ø110x 30(h)mm, Cut out size: ø90mm)		Equivalent to 80W Halogen	3CCT : 3000K to 4000K to 5000K 820lm to 850lm
LD10D-COB-TBC3K LD10D-COB-TBC5K	10W DIM COB IP42 Downlight at 60° Beam c/w LED Driver & Flex&Plug. RA>80 (Fitting Size: ø100x 50(h)mm, Cut out size: ø80mm)	Telbix COB 	Equivalent to 80W Halogen	Warm(3000K)820lm Cool(5000K) 860lm
LD12D-COB-BDC3K LD12D-COB-BDC5K	10W DIM SMD IP44 IC-F Downlight at 100° Beam c/w LED Driver & Flex&Plug. RA>80 (Fitting Size: ø115x 60(h)mm, Cut out size: ø90mm)	90mm-BD 	Equivalent to 80W Halogen	Warm(3000K)750lm Cool(5000K) 800lm
LD10S-SMD-WC3K LD10S-SMD-WC6K	10W SENSOR Movement SMD IP42 Sensor 100° Beam c/w LED Driver & Flex&Plug. RA>80 (Fitting Size: ø110x 40(h)mm, Cut out size: ø90mm)	 3000K/6000K	Sensor Range 5-7mtr	Warm(3000K)820lm Cool(6000K)850lm








Product Code	Description	Lamp	Features / Spec	Colour Temp / Lumens
LD10S-SMD-WC3K LD10S-SMD-WC6K	10W SENSOR Dusk to Down SMD IP42 Sensor 100° Beam c/w LED Driver & Flex&Plug. RA>80 (Fitting Size: ø110x 40(h)mm, Cut out size: ø90mm)	 3000K/6000K	Sensor Range 5-7mtr	Warm(3000K)820lm Cool(6000K)850lm
LD18S-SMD-WC4K LD18S-SMD-WC6K	18W SENSOR Movement Surface SMD IP42 Sensor 100° Beam c/w LED Driver & w/o Flex&Plug. RA>80 (Fitting Size: ø200x 50(h)mm)		Sensor Range 5-7mtr	4000K 1420lm Cool(6000K)1440lm
10W to 15W LED Modular Downlight (Please refer to Architectural DL Price list)				
LDL-BD-25ENSA	25W Gimble DIMMABLE IP20 Downlight at 35° Beam c/w LED Driver & 1mtr Flex&Plug. RA>80 (Fitting Size: ø142x 118(h)mm, Cut out size: ø110mm)	EN 	Equivalent to 60W Halogen	3000K/6000K 1800lm
Commercial Down Light or Shop Light - Cut Out from 140mm to 235mm				
LD25-COB-C3K LD25-COB-C6K	25W Gimbal Downlight (Non Dim) with Flex&Plug 60° Beam. RA>80 (Fitting: ø160mm, Cut out : ø140mm)	 3000K/6000K	60W MH Replacement	Warm(3000K)2200lm / Cool(6000K) 2300lm
LD25-COB-C3K LD25-COB-C6K	25W Gimbal Downlight (Non Dim) with Flex&Plug 60° Beam. RA>80 (Fitting: ø160mm, Cut out : ø140mm)	 3000K/6000K	60W MH Replacement	Warm(3000K)2200lm / Cool(6000K) 2300lm
LD20-EC3K EC6K	LD20- 20W Downlight (Non Dim) with 1.2m Flex&Plug 120° Beam. RA>80 (Fitting: ø195mm, Cut out : ø175mm)	 3000K/6000K	50W MH Replacement	Warm(3000K)1700lm / Cool(6000K) 1800lm
LD30-C4K C6K	LD30-30W Downlight (Non Dim) with 1.2m Flex&Plug 120° Beam. RA>80 (Fitting: ø222mm, Cut out: ø200mm)	 3000K/4000K/6000K	75W MH Replacement	Warm(4000K)2600lm / Cool(6000K) 2700lm
LD15-JDSC6K	15W SMD Slimline Downlight (Non Dim) with Flex&Plug 100° Beam (Fitting ø135(dia) x40(h)mm, Cut out: ø115mm)	 3000K/5000K		Cool (6000K) / 1350lm


Product Code	Description	Lamp	Features / Spec	Colour Temp / Lumens
LDP15-C6K	15W SMD Slimline Downlight (Non Dim) with Flex&Plug 100° Beam (Fitting ø170(dia) x12(h)mm, Cut out: ø155mm)	 6000K		Cool (6000K) / 1200lm
LDP20-C6K	20W SMD Slimline Downlight (Non Dim) with Flex&Plug 100° Beam (Fitting ø225(dia) x12(h)mm, Cut out: ø205mm)	 6000K		Cool (6000K) / 1600lm
LDP20-C6K (Surface)	20W SMD Surface DL (Non Dim) w/o Flex&Plug 100° Beam (Fitting ø225(dia) x12(h)mm).	 6000K		Cool (6000K) / 1600lm
NEW Tri-Color LD50-SMD-3CCT	50W SMD Slimline Downlight (Non Dim) with Flex&Plug 100° Beam (Fitting: ø245(dia) x56(h)mm, Cut out: ø205-230mm)	 6000K	150W MH Replacement	Cool (5000K) / 4320lm
LD50-SMD-ACC1	Extension Plate: 50W SMD slimline downlight. For Fitting Size: 245mm. New Cut Out Size ø320mm)			
LOYS-TB16	16W Oyster Light 5000K (Size: 290(dia)x83(h)mm	 TB 5000K		Cool (5000K) / 1000lm
LOYS-TB22	22W Oyster Light 5000K (Size: 335(dia)x85(h)mm	 TB 5000K		Cool (5000K) / 1500lm
LOYS-TB28	28W Oyster Light 5000K (Size: 405(dia)x93(h)mm	 TB 5000K		Cool (5000K) / 1500lm
LSL-TW30 (Cool Only)	30W LED COB Gimble Round Shop Lighter 350° twist & 45° Beam Angle.Flex&Plug (Fitting: ø190x175(h)mm, Cut out: ø170mm)	 6000K	75W MH Replacement	Cool(6000K) 2700lm
LSL-TW38 (Warm / Cool)	38W LED COB Gimble Round Shop Lighter 350° twist & 45° Beam Angle.Flex&Plug (Fitting: ø195x175(h)mm, Cut out: ø165mm)	 EN 3000K/5500K	150W MH Replacement	Warm (3000K) 3800lm / Cool(5500K) 3900lm
LSL-40-SMD-C3K LSL-40-SMD-C4K LSL-40-SMD-C6K	40W LED SMD Shop Lighter in frosted glass. RA>80. Flex & Plug: (Fitting Size: 240x156mm, Cut Out Size: 225x125mm)	 CL/BD 4000K/6000K	120W MH Replacement	Warm (3000K) 3200lm/ Warm (4000K)3300lm / Cool (6000K) 3400lm






Product Code	Description	Lamp	Features / Spec	Colour Temp / Lumens
LED BATTEN (SLIM/WEATHERPROOF) AND LED TUBE				
LT8-6H-9	9W 600mm length	 3000K/4000K/6000K	Complete with fuse to replace existing starter	6000K (800lm)
LT8-12H-18	18W 1200mm length			6000K (1440lm)
LT8-15H-27	27W 1500mm length			6000K (2200lm)
LT8WP-118	1x18W LED T8 Weatherproof Batten (no flex&plug) Size:1200x55(w)x80(h)mm	 5000K	IP65	Cool (6000K) / 2x1440lm
LT8WP-218	36W LED T8 Weatherproof Batten (no flex&plug) Size:1200x110(w)x80(h)mm	 5000K	IP65	Cool (6000K) / 2x1440lm
LT8WP-218	36W LED Weatherproof Emergency Batten (no flex&plug) ize:1200x110(w)x80(h)mm	 5000K	IP65	Cool (6000K) / 3600lm
LLN-40IP-C6K (Discontinue 05/2020)	40W Slimline Linear Light with Weatherproof: Size: 36x80x1200mm	 6000K Only	IP65	Cool (6000K) / 3600lm
LLN-20-C4K	20W Slimline Linear light Size 36x80x600mm	 4000K (only)	1800lm	4000K only
LLN-36SLIM-3CCT	36W 3CCT Surface Slimline Linear Light Size: 30x75x1200mm	 3CCT	3600lm	3000K to 4000K to 6000K
LLN-40JET-C5K	40W Slimline Linear Light Size: 30x75x1200mm	 5000K Only	3600lm	5000K
LLN-40SEN-C6K	40W Slimline Linear Light with Microwave Sensor. Dim Down to 10% or 50%. Size: 36x80x1200mm	 6000K Only	3600lm w/ microwave sensor	Cool (6000K)
LED PANEL LIGHT (OPTIONAL FOR SURFACE MOUNT KITS)				
LGRID3x6-F24	24W LED Surface Panel Grid Light 2200lm NonDim, 300x600x15(h)mm 6000K Only	 OPT 3000K/5000K	IP20	6000k

Product Code	Description	Lamp	Features / Spec	Colour Temp / Lumens
New Tri-Color LGRID6x6-F40	40W LED Surface Panel Grid Light 3200lm NonDim, 600x600x15(h)mm 3000K to 4000K to 6000K		IP20	4000k/ 5000k
LGRID3x12-F40	40W LED Surface Panel Grid Light 3200lm NonDim, 300x1200x15(h)mm 3000K to 4000K to 5000K	 4000K/5000K	IP20	4000k/ 5000k
LGRID3x12-F60	54W LED Panel Grid Light 4800lm, 300x1200x15(h)mm	 4000K/5000K	IP20	6000k
LGRID-MOUNT	Surface Mounting Kits - 600x600mm or 300x1200mm			
LGRID-HANG1	1.5mtr Hanging Kit (2pcs per set)			
Commercial Flood Light and High Bay - 2 Year Warranty				
LFL-15SL-TBC5K	15W LED Slim SMD Flood Light Size:185wx145hx30d mm	 5000K Only	IP65	Cool (5000K) 1350lm
LFL-25SL-TBC5K	25W LED Slim SMD Flood Light Size: 228wx168hx38d mm	 5000K Only	IP65	Cool (5000K) 21250lm
LFL-20SLE-C6K	20W LED ECO SMD Flood Light Size: 173wx140hx40d mm	 6000K Only	IP65 with Flex & Plug	Cool (6000K) 1800lm
LFL-30SLE-C6K	30W LED ECO SMD Flood Light Size: 173wx140hx40d mm	 4000K/6000K	IP65 with Flex & Plug	Cool (6000K) 2700lm
LFL-30SLE-24VC6K	30W 24V DC LED ECO SMD Flood Light Size: 173wx140hx40d mm	 24VDC 4000K Only	IP65 with Flex & Plug	Cool (6000K) 2700lm
LFL-50SLE-C6K	50W LED ECO SMD Flood Light Size: 285wx240hx45d mm	 6000K Only	IP65 with Flex & Plug	Cool (6000K) 4500lm
LFL-70SLE-C6K	70W LED ECO SMD Flood Light Size: 320wx295hx60d mm	 6000K Only	IP65 with Flex & Plug	Cool (6000K) 6300lm

Product Code	Description	Lamp	Features / Spec	Colour Temp / Lumens
LFL-100SLE-C6K	100W LED ECO SMD Flood Light Size:320wx295hx60d mm	 6000K Only	IP65 with Flex & Plug	Cool (6000K) 8500lm
LFL-1x10-TBC5K	1x10W LED Twin Flood Light E27 Base	 5000K Only	IP65 w/o wire	Cool (5000K) 800lm
LFL-2x10-TBC5K	2x10W LED Twin Flood Light E27 Base Size: 235wx185hx40d mm	 5000K Only	IP65 w/o wire	Cool (5000K) 1600lm
LFL-2x10-TBC5K	2x10W LED Twin Flood Light Size: 235wx185hx40d mm	 5000K Only	IP65 w/o wire	Cool (5000K) 1600lm
LFL-2x15-PRC6K	2x15W LED Twin Flood Light Size: 235wx185hx40d mm	 5000K Only	IP65 w/o wire	Cool (6000K) 2700lm
LFL-2x15SEN-PRC6K	2x15W LED Twin Sensor Flood Light Size: 235wx185hx40d mm	 5000K Only	IP65 w/o wire	Cool (6000K) 2700lm
LFL-30SLESEN-C6K	30W LED ECO Sensor SMD Flood Light Size: 235wx185hx40d mm	 30W	IP65 with Flex & Plug	Cool (6000K) 2700lm
LFL-70SLESEN-C6K	70W LED ECO Sensor SMD Flood Light Size: 320wx295hx60d mm	 70W	IP65 with Flex & Plug	Cool (6000K) 6300lm
LFL-30SLE-24VC6K	30W 24V DC LED ECO SMD Flood Light Size: 173wx140hx40d mm	 4000K Only	IP65 with Flex & Plug	Cool (6000K) 2700lm
LFL-30SLE-12-24V	30W 12-24V DC LED ECO SMD Flood Light Size: 160wx120hx40d mm	 3000K/6000K	IP65 with Flex & Plug	Cool (6000K) 2700lm

Product Code	Description	Lamp	Features / Spec	Colour Temp / Lumens
LFL-10RGB-12V	10W 12V RGB Flood light +Remote		IP65 with Flex & Plug	RGB
LFL-20RGB-12V	20W 12V RGB Flood light + Remote			
LFL-30RGB-24V	30W 24V RGB Flood light +Remote			
LFL-30RGB-240V	30W 240V RGB Flood Light +Remote			
Commercial Premium Flood Light and High Bay - 3 Year Warranty				
On Special LFL-100P-JDSC6K	100W LED SMD Flood Light Size: 295wx345hx54d mm 3YRS Warranty		Replacement for 250W Metal Halide	Cool (6000K) / 10000lm
LFL-150P-C6K	150W LED SMD Flood Light Size:300wx365hx54d mm with MW Driver	 6000K Only 3 YRS Warranty	Replacement for 300W Metal Halide	Cool (6000K) / 15,000lm
LFL-200P-C6K	200W LED COB Flood Light Size:360wx400hx54d mm IP65 with MW Driver 3 YRS Warranty		Replacement for 500W Metal Halide	Cool (6000K) / 20000lm
LFL-400P-C6K (by LUXTRONIC)	400W Philips Lumiled LED Flood Light Size:593wx606hx117d mm IP65 with MW Driver and Power Plug		Replacement for 1000W Metal Halide	Cool (6000K) / 44000lm 1000W Metal Halide Replacement.
On Special LHB-100-C6K	100W LED High Bay 100° Beam Angle (Fitting Size: ø360mmx300h) IP20 with Flex & Plug. Acrylic reflector Additional \$25+gst	 JD 6000K Only	Replacement for 300W MH	Heat sink Technolgy Cool (6000K)10000lm
LHB-150-UFOC6K	150W LED Slim High Bay IP65 Size:ø300wx160hmm	 3 YRS Warranty	Replacement for 300W Metal Halide	Cool (6000K) / 15,000lm
LFL-200-UFOC6K	200W LED Slim High Bay IP65 Size:ø300wx160hmm		Replacement for 500W Metal Halide	Cool (6000K) / 20000lm
LLB-6670-C6K (Food processing Factory)	70W LED Canopy Low Bay 90° Beam Angle (Fitting Size: 597x597x40(h)mm) IP65 with power plug	AC 	Replacement for 200W Metal Halide	Cool (5000K) / 7,000lm


Product Code	Description	Lamp	Features / Spec	Colour Temp / Lumens
LLB-66150-C6K (Food Processing Factory)	150W LED Canopy Low Bay 90° Beam Angle (Fitting Size: 597x597x40(h)mm) IP65 with power plug	 5000K 3 YRS Warranty	Replacement for 400W Metal Halide	Cool (5000K) / 15,000lm
LLB-66200-C6K (Food Processing Factory)	200W LED Canopy Low Bay 90° Beam Angle (Fitting Size: 597x597x40(h)mm) IP65 with power plug		Replacement for 500W Metal Halide	Cool (5000K) / 20,000lm

Model No	Description
LED Track Light - 2 Years Warranty	
LTRK-C110	 <p>LTRK-C110 8W LED Track Light (1Ø) Non Dim / Dim (+\$2.0) Trim:Black or White 45° Beam Angle. 3000K / 5000K 600lm Size : 200 (Tall)x 105 (W) x 90(d) mm</p>
LTRK-C110	 <p>LTRK-SILSQ-10 10W LED Track Light (1Ø) Dimmable Trim:Silver 45° Beam Angle 3000K 800lm Size : 200 (Tall)x 105 (W) x 90(d) mm</p>
LTRK-FR1225	 <p>LTRK-FR1225 15W LED Track Light (1Ø) Dimmable Trim:Black or White 60° Beam Angle 3000K / 4000K 1280lm Size : 86(dia)x150(Tall)x118(l) mm</p>
LTRK-J13-C4K	 <p>LTRK-J13 13W LED Track Light (1Ø) Dimmable Trim:Black or White (Optional: Surface Mount and Pendant) 45° Beam Angle 4000K 1170lm Size : 70(dia)x179(Tall) mm</p>
LTRK-0106GU	 <p>LTRK-0106GU 8W LED Surface DownLight Dimmable Trim:Black or White 60° Beam Angle 3000K/5000K 680lm (Optional: 6w 4000K) Size : 60(dia)x155(Tall) mm</p>







Model No	Description	
LTRK-0106		<p>LTRK-0106 12W LED Track Light (1Ø) Dimmable Trim:Black or White CREE COB (Optional: Surface Mount and Pendant Light) 45° Beam Angle 3000K/4000K/6000K 1170lm Size : 70(dia)x179(Tall) mm</p>
LTRK-0101		<p>LTRK-0101 12W LED Track Light (1Ø) Dimmable Trim:Black or White CREE COB (Optional: Surface Mount and Pendant Light) 45° Beam Angle 3000K/4000K/6000K 1170lm Size : 70(dia)x179(Tall) mm</p>
LTRK-R2253		<p>LTRK-R2253 15W LED Track Light (1Ø) Non Dimmable Trim:White 45° Beam Angle 3000K/ 6000K 1200lm Size : 210 (Tall)x 80 (W) x 118(d) mm</p>
LTRK-RG25		<p>LTRK-RG25 25W LED Track Light (1Ø) Non Dimmable Only 36° Beam Angle. 2200lm 3000K/4000K Size :190 (l)x 80(dia) mm</p>
LTRK-F3035-BLK		<p>LTRK-F3035-BLK 30W LED Track Light (1Ø) Non Dimmable Trim:Black 15-60° Adjustable Beam Angle 4000K / 6000K 2700lm Size : 235 (Tall)x 175 (W) x 95(d) mm</p>
LTRK-F3035-WHT		<p>LTRK-F3035-WHT 30W LED Track Light (1Ø) Non Dimmable Trim:Black 15-60° Adjustable Beam Angle 4000K / 6000K 2700lm Size : 235 (Tall)x 175 (W) x 95(d) mm</p>
LTRK-SPTR3001		<p>30W LED Track Light (3Ø) Dimmable Trim:Black 36° Beam Angle 4000K Only 2700lm Size Fitting : 130 (Tall)x85(d) mm Size Track Adapter: 212 (l)x 95(w) x 80(h)mm</p>








Model No	Description	
LTRK-A115		<p>30W LED Track Light (1Ø) Non Dimmable Trim:White 36° Beam Angle 3000K only 2700lm Size : 225 (Tall)x 158 (W) x 105(d) mm</p>
LTRK-L021-BLK 		<p>30W LED Track Light (1Ø) Non Remote Dimmable Trim:Black Control 36° Beam Angle CCT Changeable from 3000K to 6000K, Grouping and Dimming using Remote Control 2700lm Size : 235 (Tall)x 152(W) x 94(d) mm</p>
LWQ-098 		<p>12W LED Track Light (1Ø) Dimmable CREE COB Trim:Black or White (Optional: Surface Mount) 36° Beam Angle, 3000K /4000K /6000K Size:refer to photo</p> 
LWQ-Q077-02 (Only Twin Available) 	<p>Only Twin Available</p> 	<p>2x12W LED Track Light (1Ø) Dimmable CREE COB Trim:Black or White (Optional: Surface Mount) 36° Beam Angle, 3000K /4000K Size:refer to photo</p> 
LWQ-071		<p>LWQ-071-BLK or WHT 30W LED Track Light (1Ø) Non Dimmable Trim:Black or White 36° 3000K / 4000K 2700lm Size : 205 (Tall)x 80(d) mm</p>
LTRK1-4W		<p>5 Wire Three Phase Track per meter. Pricing per mtr include joint and live end accessories. White / Black Color. Available Length (include Live End) is 1500mm and 2000mm. Live End size is 75mm.</p>










LED Strip / Driver / Profile / Controller





Model No	LED Type	LED Qty	Color	Per Pack Length x Width	Voltage	Power (per mtr)	Lumen per Chip
12V 60Leds/Mtr SMD2835							
LSTR1-20-60C3K	SMD3825 IP20	60pcs / M	3000K Warm White	5000x8mm	DC12V	6W	12lm
LSTR1-20-60C6K			6000K White				12lm
LSTR1-20-S60C3K or C6K	SMD2835 IP20 "S" Bendable Strip	60pcs / M	3000K / 6000K	5000x8mm	DC12V	6W	12lm
12V 120Leds/Mtr SMD2835							
LSTR1-20-120C3K	SMD2835 IP20	120pcs / M	3000K Warm White	5000x8mm	DC12V	12W>	18-23lm
LSTR1-20-120C6K			6000K White				18-23lm
LSTR1-65-120C3K	SMD2835 IP65	120pcs / M	3000K Warm White	5000x8mm	DC12V	12W>	18-23lm
LSTR1-65-120C6K			6000K White				18-23lm
LSTR1-65-120-"X"			Red/Green/Blue				18-23lm
LSTR1-20-120C3K or C6K	SMD2835 IP20 (5mm wide for smaller profile)	120pcs / M	3000K / 6000K	5000x 5mm	DC12V	12W>	18-23lm
12V 204 to 240Leds/Mtr SMD2835							
LSTR1-20-204 (C3K/C6K)	SMD2835 IP20	204pcs / M	3000K/6000K	5000x 10mm	DC12V	16W>	16-18lm
LSTR1-65-240C6K	SMD2835 IP65	240pcs / M	6000K	5000x 17mm	DC12V	24W>	16-18lm
Model No	LED Type	LED Qty	Color	Per Pack Length x Width	Voltage	Power (per mtr)	Lumen per Chip
12V 60-120Leds/Mtr SMD5050 3000K-6000K/RGB/RGBW							
LSTR2-20-60(C3K/C6K)	SMD5050 IP20	60leds/mtr	3000K/6000K	5000x10mm	DC12V	12W>	32-36lm
LSTR2-20-60RGB	SMD5050 IP20		RGB				32-36lm
LSTR2-65-60RGB	SMD5050 IP65		RGB				32-36lm
LSTR2-65-60"x"	SMD5050 IP65		"x" =R/G/B/Y				32-36lm
LSTR2-65-120RGB	SMD5050 IP20	120leds/mtr	RGB			16W>	32-36lm
LSTR2-65-60RGBW	SMD5050 IP65	60leds/mtr	RGBW			14W>	32-36lm
Note: "x" - R - Red, G - Green, B - Blue, Y - Yellow							
24V in 10mtr SMD2835/SMD5050 Strip							
LSTR1-20-24V120C3K	SMD2835 IP20	120pcs / M	3000K Warm White	10000x8mm	DC24V	14W>	16-18lm
LSTR1-20-24V120C6K			6000K Day White				
LSTR2-20-24V60RGB	SMD5050 IP20	60pcs / M	RGB	10000x10mm			32-36lm

Model No	LED Type	LED Qty	Color	Per Pack Length x Width	Voltage	Power (per mtr)	Test Data 0.5mtr
12V/24V 120 to 204Leds/Mtr SMD3014							
LSTR3-20-12V204C3K	12V SMD3014 IP20	204pcs / M	3000K or 6000K White	5000x 10mm	DC12V	16.0W>	14-16lm
LSTR3-20-12V204C6K							
LSTR3-20-24V204C3K	24V SMD3014 IP20	204pcs / M	3000K Warm White	5000x 10mm	DC24V	19.0W>	16-18lm
LSTR3-20-24V204C4K			4000K Warm Cool				16-18lm
LSTR3-20-24V204C6K			6000K Day White				16-18lm
24V 120Leds/Mtr SMD5630 							
LSTR4-20-120C3K	24V SMD5630 IP20	120pcs / M	3000K Warm White	5000x 12mm	DC24V	20.6W>	34-38lm
LSTR4-20-120C4K			4000K Warm Day				
LSTR4-20-120C6K			6000K White				
LSTR4-65-120C4K	24V SMD5630 IP65	120pcs / M	4000K Warm Day	5000x 12mm	DC24V	20.6W>	
LSTR4-65-120C6K			6000K White				
Special LED Strip - Magic Strip SMD5050 with WS2811 IC							
LSTR-Magic60-IP67		5mtr LED SMD5050 60leds/mtr IP67 with WS2811 IC 12V DC					
LSTR-Magic120-IP67		5mtr LED SMD5050 120leds/mtr (double row) IP67 with WS2811 IC 12V DC					
LSTR-Magic-IR-1	Infra red controller with 24keys Remote						
LSTR-Magic-RF-1	SYNC Type	Radio Frequency Magic Strip Controller with Remote					
Special LED Strip - Meat Display SMD5050- UV for Killing Germs / Meat Display Color							
LSTR2-65-UV	SMD5050 IP65	60pcs / M	Ultra Violet for Killing Germs	5000x10mm	DC12V	12W>	26-28lm
LSTR2-65-MEAT	SMD5050 IP65	60pcs / M	Special Pink for Meat to Look Fresh	5000x10mm	DC12V	12W>	26-28lm
Special RIGID LED Strip - Bakery 4000K							
LPRO-RIG-2835		760mm LED Rigid Strip in SMD2835 Superbright Chip - 4000K					
LPRO-RIG-ACC1		6 Ways Terminal with DC Adaptor					
LPRO-RIG-WIRE1		200mm Wire for Rigid Strip connection					
Special LED Rigid Strip - Growth Light for Plants or Flowers							
LPRO-RIG-2835		Size:15x48x21mm, 56Leds,806lm, Per Bar 12W 24VDC					










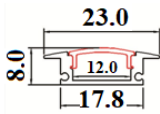



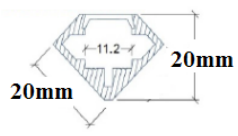

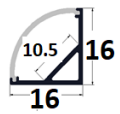


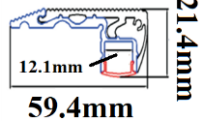

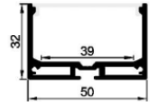
Model No	LED Type	LED Qty	Color	Per Pack Length x Width	Voltage	Power (per mtr)	Lumen per Chip
 12V DC Neon Flexible Strip IP65 							
LSTRNF-X25 Series - 25mm Cutting Length (Single Color) 12V DC. Normal End Cap for Termination							
LSTRNF-X612	SMD2835 IP65 Size:6(w)x12(h)	120pcs / M	"X" - 3000K/6000K/ Pink	Price Per Mtr without Wire Tail	DC12V	>12.0W	960lm
LSTRNF-X816	SMD2835 IP65 Size:8(w)x16(h)	120pcs / M	"X" - 3000K/6000K				
LSTRNF-X	SMD2835 IP65 Size:8(w)x16(h)	120pcs / M	"X" - Blue/Ice Blue / Ice Green / Yellow / Orange / Pink				
Custom Cut Length	Custom Made Length with standard 50mm 2 core wire - Price Per Termination						
Custom Cut Length	Custom Made Length with 200-500mm 2 core wire - Price Per Termination (extra \$1.20+gst per mtr)						
  12V DC Neon Flexible Strip IP65 							
LSTRNF-X10 Series - 10mm Cutting Length (Single Color) 12V DC. Normal End Cap for Termination							
LSTRNF-X10-816	SMD2835 IP65 Size:8(w)x16(h)	120pcs / M	"X" - 3000K/6000K				
LSTRNF-X10-816	SMD2835 IP65 Size:8(w)x16(h)	120pcs / M	"X" - Blue/Ice Blue / Ice Green / Yellow / Orange / Pink				
LSTRNFX-ACC-1A				Metal Clip. Size: L50xH18xW12mm			
LSTRNFX-ACC-1B	Plastic Clip			Plastic Clip. Size: L50xH12xW11mm			
LSTRNFX-ACC-1C	End Cap (Silicone)			For LSTRNF-X Series only			
LSTRNF-X2RGB -8(w)x16(h)mm 25mm Cutting Length 12VDC. No Need Connector							
LSTRNF-X2RGB	SMD5050 IP65 Size:8(w)x16(h)mm	60pcs / M	RGB	Price Per Mtr without Wire Tail	DC12V	>12.0W	32-36lm
Custom Cut Length	Custom Made Length with standard 50mm 4 core wire - Price Per Termination						
Custom Cut Length	Custom Made Length with 200-300mm 4 core wire - Price Per Termination						
LSTRNF-X1RGB -8(w)x16(h)mm 50mm Cutting Length 24VDC. No Need Connector							
LSTRNF-X1RGB	SMD5050 IP65 Size:8(w)x16(h)mm	60pcs / M	RGB	Price Per Mtr without Wire Tail	DC24V	>12.0W	32-36lm
Custom Cut Length	Custom Made Length with standard 50mm 4 core wire - Price Per Termination						
Custom Cut Length	Custom Made Length with 200-300mm 4 core wire - Price Per Termination						
Magic Neon: 12(w)x20(h)mm 100mm Cutting Length (Magic RGB). Normal End cap for termination							
 LSTRNF-XCMRGB	SMD5050 IP65 Size:12(w)x20(h)mm	80pcs / M	IC RGB	Price Per Mtr without Wire Tail	DC24V	>14.0W	1020lm
Custom Cut Length	Custom Made Length with standard 50mm 3 core wire - Price Per Termination						
Custom Cut Length	Custom Made Length with 200-300mm 3 core wire - Price Per Termination						

Model No	LED Type	LED Qty	Color	Per Pack Length x Width	Voltage	Power (per mtr)	Lumen per Chip
Magic Neon: 15(Dia) Round 340° light up 100mm Cutting Length (Magic RGB).							
 LSTRNF-RND-MRGB	SMD5050 IP65 Size:15(dia)mm	80pcs / M	IC RGB	Price Per Mtr without Wire Tail	DC24V	>14.0W	1020lm
Custom Cut Length	Custom Made Length with standard 50mm 3 core wire - Price Per Termination						
Custom Cut Length	Custom Made Length with 200-300mm 3 core wire - Price Per Termination						
Sync Magic Neon Controller+ RF Remote (Multiple controller with 1 remote)							
LED for Signage - Rigid Module Strip / LED with 160° Lens							
LSTRMOD-C3K	Rigid Module 	3pcs LED per Cluster	Warm 3000K	Module: 80(l)x18(w)mm. Wire: 85mm	12V DC	1.5W /Modular	125lm
LSTRMOD-C6K		3pcs LED per Cluster	Cool 6000K				130lm
LSTRMOD-LENS1x6C6K - 6pcs LEDs' Per Rigid Cluster	LED with 160° Lens  	6000K with CRI>80 Using 160° Lens with 40-50mm> with no hot spots. Two sided connecton wire and two led's cutting length.	Per Cluster: 500(l)x18(w)x2(t hick)mm. LED Spacing:82mm. Wire Spacing: 93mm. Full 10length Size: 500(w)x900(l)m m	24V DC	6.0W per Length (6 leds /lgth)	540lm per Cluster	
LSTRMOD-LENS10x6C6K 6pcs LEDs' Per Rigid Cluster x 10 Cluster's							
Model No	Description						
LED Driver in 12V / 24V or Weatherproof - 2 Years Warranty							
LSTR-TX-24		12V2A DC 24W	with DC adaptor & 1.0mtr flex & plug	Suitable up to 2 mtr of SMD5050/60 LEDs Strip			
LSTR-TX-72		12V6A DC 72W	with DC adaptor & 1.0mtr flex & plug	Suitable up to 5 mtr of SMD5050/60 LEDs Strip Size: 126(l)x56(w)x32(h)mm			
LSTR-TX-120		12V10A DC 120W	with DC adaptor & 1.0mtr flex & plug	Suitable up to 10 mtr of SMD5050/60 LEDs Strip Size: 170(l)x63(w)x40(h)mm			
LSTR-TX24V-72		24V3A DC 72W	with DC adaptor & 1.0mtr flex & plug	Suitable up to 3 mtr of SMD3014/204 LEDs Strip Size: 126(l)x56(w)x32(h)mm			
LSTR-TX24V-120		24V5A DC 120W	with DC adaptor & 1.0mtr flex & plug	Suitable up to 5 mtr of SMD3014/204 LEDs Strip Size: 170(l)x63(w)x40(h)mm			
LSTR-TXI-120W-12V	Industrial Type	12V DC 120W	without flex & plug	Size: L150xW70xH30mm			
LSTR-TXI-MW200W-12V	Mean Well -Industrial Type 	12V DC 200W	without flex & plug	Size: L200xW100xH30mm			

Model No	Description			
LSTR-TXI-MW350W-12V	Mean Well -Industrial Type 	12V DC 350W	without flex & plug	Size: L200xW100xH30mm
LSTR-TXI-350W-24V		24V DC 350W	without flex & plug	Size: L200xW100xH30mm
LSTR-TX-5W		12V DC 5W	without flex & plug	Suitable up to 5W 12V DC Lamp
LSTR-TX-10W	OMNI Driver Non Dim	12V DC 12W	without flex & plug	Suitable up to 12W 12V DC Lamp
LSTR-TXIP-CU-100W		12V DC 100W	without flex & plug	100W IP65 Outdoor LED Driver
LSTR-TXIP-CU-150W	Eco Pwr 	12V DC 150W	without flex & plug, 2 output wire	150W IP67 Outdoor LED Driver(2years Warranty)
LPV-60-IP67-MW60W	Mean Well 	12V DC 60W	without flex & plug, 1 output wire	60W IP67 Outdoor LED Driver (3years Warranty)
LPV-100-IP67-MW100W	Mean Well 	12V DC 100W	without flex & plug, 1output wire	100W IP67 Outdoor LED Driver (3years Warranty)
LPV-150-IP67-MW150W	Mean Well 	12V DC 150W	without flex & plug, 1 output wire	150W IP67 Outdoor LED Driver (3years Warranty)
LSTR-TXIP65-MW200W	Mean Well	12V DC 200W	without flex & plug	200W IP67 Outdoor LED Driver
LSTR-TXIP65-24VMW150W	Mean Well 	24V DC 150W	without flex & plug	150W IP67 Outdoor LED Driver 24V DC
LSTR-TXIP-CU-60WDIM	Dimmable 	12V DC 60W	without flex & plug	60W IP65 Outdoor LED Driver
LSTR-TXIP-MW0-10V	0-10v Dimmable Driver 120w	12V DC 120W	without flex & plug	60W IP65 Outdoor LED Driver
LSTR-TXIP-AZ-12V	5 in 1 Dimmable Driver 60w	12V DC 60W	without flex & plug	60W IP65 Outdoor LED Driver
Accessories / Controller for LED Strip				
LSTR-ACC-1A		Female DC Adaptor		With 30mm wire
LSTR-ACC-2A		Male DC Adaptor		With 30mm wire
LSTR-ACC-3A		1 Female + 4 Male		For LED Driver

Model No	Description		
Accessories / Controller for LED Strip			
LSTR-ACC-1B		Female DC Adaptor	One End for Cable Termination and Other End to LED Driver
LSTR-ACC-2B		Male DC Adaptor	One End for Cable Termination and Other End to LED Driver
LSTR-ACC-3B		Female Push Type DC Adaptor	One End for Cable Termination and Other End to LED Driver
LSTR-ACC-1C		10mm Mounting Clip IP20 with 30mm wire	Suitable for IP20 LED Strip
LSTR-ACC-2C		10mm Mounting Clip IP65 with 30mm wire	Only Suitable for IP65 LED Strip
LSTR-ACC-3C		10mm Mounting Clip IP20 straight join	Only Suitable for IP20 LED Strip
LSTR-ACC-4C		10mm Mounting Clip IP65 straight join	Only Suitable for IP65 LED Strip
LSTR-ACC-5C		8mm / 10mm Mounting Clip IP20 with 30mm wire	Suitable for IP20 LED Strip
LSTR-ACC-1D		RGB Adaptor with Clip	For IP20 RGB Strip
LSTR-ACC-2D		RGB Adaptor with Pin	For RGB Strip
LSTR-ACC-3D		RGB Adaptor Click Type	For IP20 RGB Strip
LSTR-ACC-1E		RGB Adaptor with Clip	For RGB Strip
LSTR-ACC-2E		T Shape / L-Shape RGB Connector	For RGB Strip
LSTR-ACC-3E		T Shape / L-Shape / Cross Shape RGB Connector	For RGB Strip
LSTR-ACC-4E		L-Shape RGB Connector (Available in July)	For IP20 RGB Strip
LSTR-ACC-5E		Straight Wire to Strip RGB Connector (Available in July)	For RGB Strip 
LSTR-ACC-4E		L-Shape RGB Connector	For IP20 RGB Strip
LSTR-ACC-1F		1 to 3 RGB Strip C	For RGB Strip
LSTR-ACC-2F		4 Wire (custom cut length)	Pricing is per meter







Model No	Description		
Controller for LED Strip			
LSTR-CTR-DIM1S-IR		Infra Red: Controller + 24keys Remote Control	For Single Color Strip
LSTR-CTR-DIM1S-RF		RF Controller + 24keys Remote Control	For Single Color Strip
LSTR-CTR-RGB		Infra Red: RGB Controller + 44keys Remote Control	For RGB Strip
LSTR-CTR- RGBW		Infra Red: RGBW Controller + 44keys Remote Control	For RGBW Strip
LSTR-CTRRF-RGB1		RF (Radio Frequency): 12V/24V RGB or Single Color Controller. 6Ax3Channel.	For Single Color or RGB Strip
LSTR-CTRRF-RGB-SYNC		RF (Radio Frequency): 12V/24V RGB or Single Color Radio Frequency Sync and Programmable Controller. 6Ax3Channel.	NEW!!! Programmable Controller (Unlimited Controller using One Remote Control)
LSTR-CTRRF- MULTI -SYNC		RF (Radio Frequency): 12V/24V RGBW/RGB/CWCW Sync within 10mtr range (wireless) and Programmable Controller. 6Ax3Channel. With 4 Zone Remote	NEW!!! Programmable Controller (Unlimited Controller using One Remote Control)
LSTR-CTRRF- RGBW -SYNC		RF (Radio Frequency): 12V/24V RGBW Radio Frequency Sync and Programmable Controller. 6Ax3Channel.	NEW!!! Programmable Controller (Unlimited Controller using One Remote Control)
LSTR-CTRW1 (Black or White)		Touch: 12V/24V RGB or Single Color Wall Type Controller. 4Ax3Channel.	 86mm
LSTR-CTRW2		Touch: 12V/24V RGB or Single Color Wall Type Controller. 4Ax3Channel.	
LSTR-CTRWFIFIM-RGB		Wifi: 12V/24V RGB WIFI Controller (Control via iPhone or Android Phone)	For RGB Strip SMD5050 Support up to 8mtr length
LSTR-CTR-MTOUCH		Touch (Silver): 12V/24V for On/Off and Dimming	For Single Color Strip
LSTR-CTR-MWAVE		Wave (Black): 12V/24V with Wave (5mm away) on/off only	For Single Color Strip
LSTR-CTR-MDOOR		12V/24V Sensor (Door Open / Door Close) for On/Off	For Single Color Strip




Model No	Description		
LSTR-CTRSEN1		Motion Sensor for On/Off	Adjustable timer up to 10min 
Aluminium Extrusion (Profile) for LED Strip			
LPRO-0910		2.0M LED Aluminum Extrusion/ Profile ONLY, With Diffused cover. Size: 9(w) x 10(h)mm	
LPRO-1708		2.0M LED Aluminum Extrusion/ Profile ONLY, With Diffused cover. Size: 17(w) x 8(h)mm	
LPRO-1715		2.0M LED Aluminum Extrusion/ Profile ONLY, With Diffused cover. Size: 17(w) x 15(h)mm	
LPRO-1806		Bendable Horizontal Only 2.0M LED Aluminum Extrusion/ Profile ONLY, With Diffused cover. Size: 18(w) x 8(h)mm	
LPRO-01-Bracket		Angle Metal Bracket LPRO-01AS	
Recessed Type LPRO-28-1708		2.0M LED Aluminum Extrusion/ Profile ONLY, With Diffused cover. Size: 23(w) Top x 18(w) Bottom x 14(h)mm. Also Available in Black Lip	
Round Type LPRO-RND20		2.0M LED Aluminum Extrusion/ Profile ONLY, With Diffused cover. Size: 20mm(dia) .	
TriangleType LPRO-TR1919		2.0M LED Aluminum Extrusion/ Profile ONLY, With Diffused cover.	
TriangleType LPRO-G1616		2.0M LED Aluminum Extrusion/ Profile ONLY, With Diffused cover.	
Surface Tall Diffuser LPRO-2121		2.0M LED Aluminum Extrusion/ Profile ONLY, With Diffused cover. Size: 21mm x 21mm. Also Available in Black	
LPRO-STEP59210		2.0M LED Aluminum Extrusion/ Profile ONLY, With Diffused cover. Size: 59.4(w)x21.4(h)mm. Complete with End Cap.	
LPRO-5032		1.25M LED Aluminum Extrusion/ Profile ONLY, With Diffused cover. Size: 50(w)x32(h)mm. Complete with End Cap	



Office and Showroom:
15 Dawson St, Coburg North Vic 3058 (Near to Bunnings)
T:03 93558806 F: 03 93505568
Email: Sales@ElectricalSourcing.com.au

Since 2009

Model No	LED Type	LED Qty	Color	Per Pack Length x Width	Voltage	Power (per mtr)	Lumen per Chip
 12V DC Neon Flexible Strip IP65 							
LSNF-X25 Series - 25mm Cutting Length (Single Color) 12V DC. Normal End Cap for Termination							
LSNF-X25SC-612	SMD2835 IP65 Size:6(w)x12(h)	120pcs / M	"X" - 3000K/6000K/ Pink	Price Per Mtr without Wire Tail	DC12V	>12.0W	18-23lm
LSNF-X25SC-816	SMD2835 IP65 Size:8(w)x16(h)	120pcs / M	"X" - 3000K/6000K				
LSNF-X25SC-816	SMD2835 IP65 Size:8(w)x16(h)	120pcs / M	"X" - Blue/Ice Blue / Ice Green / Yellow / Orange / Pink				
Custom Cut Length	Custom Made Length with standard 50mm 2 core wire - Price Per Termination						
Custom Cut Length	Custom Made Length with 200-500mm 2 core wire - Price Per Termination (extra \$1.20+gst per mtr)						
  12V DC Neon Flexible Strip IP65 							
LSNF-X10SC Series - 10mm Cutting Length (Single Color) 12V DC. Normal End Cap for Termination							
LSNF-X10SC-816	SMD2835 IP65 Size:8(w)x16(h)	120pcs / M	"X" - 3000K/6000K	Price Per Mtr without Wire Tail	DC12V	>12.0w	18-23lm
LSNF-X10S-816	SMD2835 IP65 Size:8(w)x16(h)	120pcs / M	"X" - Blue/Ice Blue / Ice Green / Yellow / Orange / Pink				
LSNFX-ACC-1A				Metal Clip. Size: L50xH18xW12mm			
LSNFX-ACC-1B	Plastic Clip			Plastic Clip. Size: L50xH12xW11mm			
LSNFX-ACC-1C	End Cap (Silicone)			For LSNF-X Series only			
LSNF-X50RGB -8(w)x16(h)mm 50mm Cutting Length 12VDC. No Need Connector							
LSNF-X50RGB	SMD5050 IP65 Size:8(w)x16(h)mm	72pcs / M	RGB	Price Per Mtr without Wire Tail	DC12V	>12.0W	28-32lm (RGB together)
Custom Cut Length	Custom Made Length with standard 50mm 4 core wire - Price Per Termination						
Custom Cut Length	Custom Made Length with 200-300mm 4 core wire - Price Per Termination						
LSNF-X100RGB -8(w)x16(h)mm 100mm Cutting Length 24VDC. No Need Connector							
LSNF-X100RGB	SMD5050 IP65 Size:8(w)x16(h)mm	72pcs / M	RGB	Price Per Mtr without Wire Tail	DC24V	>12.0W	28-32lm (RGB together)
Custom Cut Length	Custom Made Length with standard 50mm 4 core wire - Price Per Termination						
Custom Cut Length	Custom Made Length with 200-300mm 4 core wire - Price Per Termination						

Model No	LED Type	LED Qty	Color	Per Pack Length x Width	Voltage	Power (per mtr)	Lumen per Chip
LSNF-X25RGB -8(w)x16(h)mm 120leds/mtr 25mm Cutting Length 24VDC.							
 LSNF-X25RGB	SMD5050 IP65 Size:8(w)x16(h)mm	120pcs / M	RGB	Price Per Mtr without Wire Tail	DC24V	>18.0W	28-32lm (RGB together)
Custom Cut Length	Custom Made Length with standard 50mm 4 core wire - Price Per Termination						
Custom Cut Length	Custom Made Length with 200-300mm 4 core wire - Price Per Termination						
Magic Neon: 12(w)x20(h)mm 100mm Cutting Length (Magic RGB). Normal End cap for termination							
 LSNF-XCMRGB	SMD5050 IP65 Size:12(w)x20(h)mm	80pcs / M	IC RGB	Price Per Mtr without Wire Tail	DC24V	>14.0W	1020lm
Custom Cut Length	Custom Made Length with standard 50mm 3 core wire - Price Per Termination						
Custom Cut Length	Custom Made Length with 200-300mm 3 core wire - Price Per Termination						
Magic Neon: 15(Dia) Round 340° light up 100mm Cutting Length (Magic RGB).							
 LSNF-RND-MRGB	SMD5050 IP65 Size:15(dia)mm	80pcs / M	IC RGB	Price Per Mtr without Wire Tail	DC24V	>14.0W	1020lm
Custom Cut Length	Custom Made Length with standard 50mm 3 core wire - Price Per Termination						
Custom Cut Length	Custom Made Length with 200-300mm 3 core wire - Price Per Termination						
Sync Magic Neon Controller+ RF Remote (Multiple controller with 1 remote				